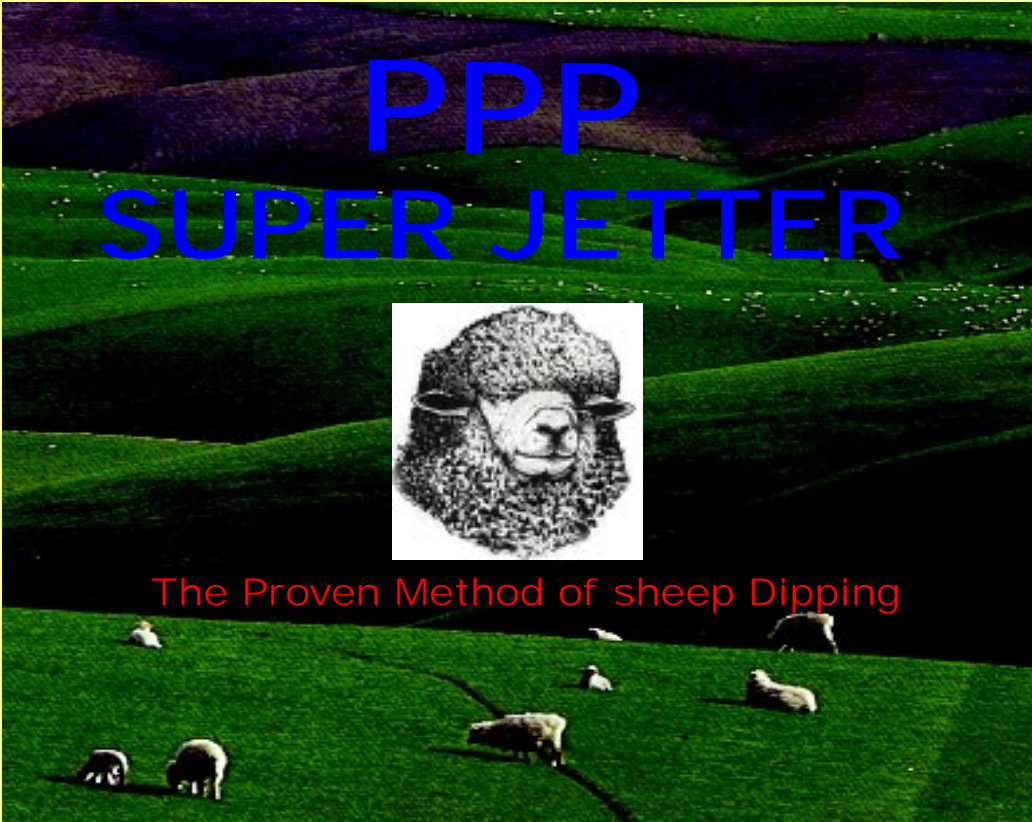


PPP SUPER JETTER




The Proven Method of sheep Dipping



GUARANTEED
Deep Penetration
of wool via 22 Nozzles



CONTROL
Lice
Keds
Flystrike



Fly Killer

Make a Difficult Job Simple
Control your parasites with a
PPP Super Jetter and notice
the very quick pay back time

PPP INDUSTRIES LTD

PO BOX 73 - TUAKAU 1892

Tel: 0800 901 902

e-mail: PPP.LTD@xtra.co.nz - www.pppindustries.co.nz

Manufacturing Since 1962

FEATURES of the Super Jetter

Construction

- * High grade steel - fully galvanised.
- * Compact & strong frame - Length 1.2 meters x Width 0.6 meters x Height 1.0m = 107 kg
- * Finished product is hot dipped galvanised
- * Few moving parts - no maintenance
- * Visual pressure gauge
- * Durable plumbing fittings

Ease of use

- * Adjustable gate for dipping different sized sheep
- * Camlock fittings allow for quick connections
- * Non slip mesh floor
- * 800 - 1,000 sheep per hour

Dipping Procedure

Gates have auto-adjust for size variation within flocks

Sheep enter from this end



Gates can be adjusted for different sized sheep i.e. ewes, hoggets etc.

Sheep enter the jetter race and as they move through the jetter their body weight forces the gates open. This activates the butterfly valve that is attached to one of the gates via a actuator arm.

NO WASTAGE - *if sheep are not in the jetter no chemical is being released*


When the butterfly valve is activated, the chemical dip is immediately released through the nozzles and when there are no sheep in the jetter the butterfly valve is in a closed position preventing chemical being released through the jetter nozzles.

On/Off valve for top jets

On/Off valve for side jets

Butterfly valve

On/Off valve for floor jets



The three valves allow you to control to what parts of the sheep you want to apply chemical. To apply fly control liquid only down the backs then turn off the floor and side jets - simple!

- EASY - FAST - EFFECTIVE - REDUCED ANIMALS STRESS -

JETTER CHECK LIST

Risers with - JETS

There a total of 6 Risers per Jetter

The Top & Bottom Risers have 4 nozzles each

Special features of these 4 Risers are:

two on top -each has one jetter nozzle than can be blocked off with a cap supplied.

two on bottom -each has one jetter nozzle that can be blocked off with a cap supplied.

RISERS (top & bottom placement)



JETTER NOZZLE
with block off cap

RISERS (side placement)



2 Risers
One each side
Each riser with
3 x Jetter nozzle

Each of these risers have one outside jetter nozzle that can be blocked off with a stainless steel jetter nozzle cap.

This prevents wastage occuring when smaller sheep (normally hoggets or lambs) are passing through the race.

Suction Hose & Pressure Hose

* Both hoses are fitted with camlock fittings.

* Each hose is 5 meters long.

Hose Fittings & Plumbing

* High quality density Nylon fittings

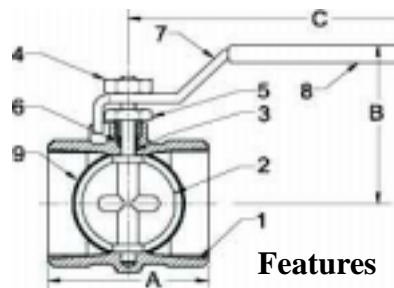
* Secured with high compression stainless steel hose clips

* Compression chamber allows for cushioning when butterfly valve is closed then allows instant pressure when open ensuring instantaneous

Butter Fly-Valve

Material

- 1) Body - Bronze
- 2) Disk - Stainless Steel
- 3) Stem - Stainless Steel
- 4) Hex Nut - Stainless Steel
- 5) Gland - Rod Bronze
- 6) Packing - Nylon
- 7) Handle - Steel with Zinc Plating
- 8) Flat Grip - Vinyl
- 9) Disc Seat - Viton



Features

Full Port Design

Full Flow

One Piece Bronze Body

Stainless Steel Stem and disc

Viton Seal

Excellent throttling characteristics

Requires no system pressure to seal

FLYSTRIKE & PARASITES COST \$DOLLARS\$

What are you economic losses?

- * Dead Sheep
- * Lost time & money treating flystrike
- * Pelt down-grades.
- * Poor animal condition resulting in increased susceptibility to disease & health problems.
- * Decreased performance leads to poor wool yields, lower lambing percentages



VOLUME OUTPUT IN LITRES PER SECOND

Open Head Pressure		6-Bars	4-Bars	2-Bars
KPA	lbs/sq.in	(22 jets)	(16 jets)	(8 jets)
345	50	4.25	3.09	1.54
380	55	4.47	3.25	1.62
413	60	4.69	3.41	1.71
448	65	4.92	3.58	1.79
482	70	5.12	3.72	1.86
517	75	5.31	3.86	1.93
551	80	5.49	3.99	1.99
586	85	5.67	4.12	2.06
620	90	5.87	4.27	2.13
690	95	6.03	4.39	2.19

PUMP OPTIONS



Standard Option
with the a 5.5 HP petrol
motor with a single
stage impeller pump



Optional Up-Grade
A 9.0 HP petrol motor
with a twin impeller
pump